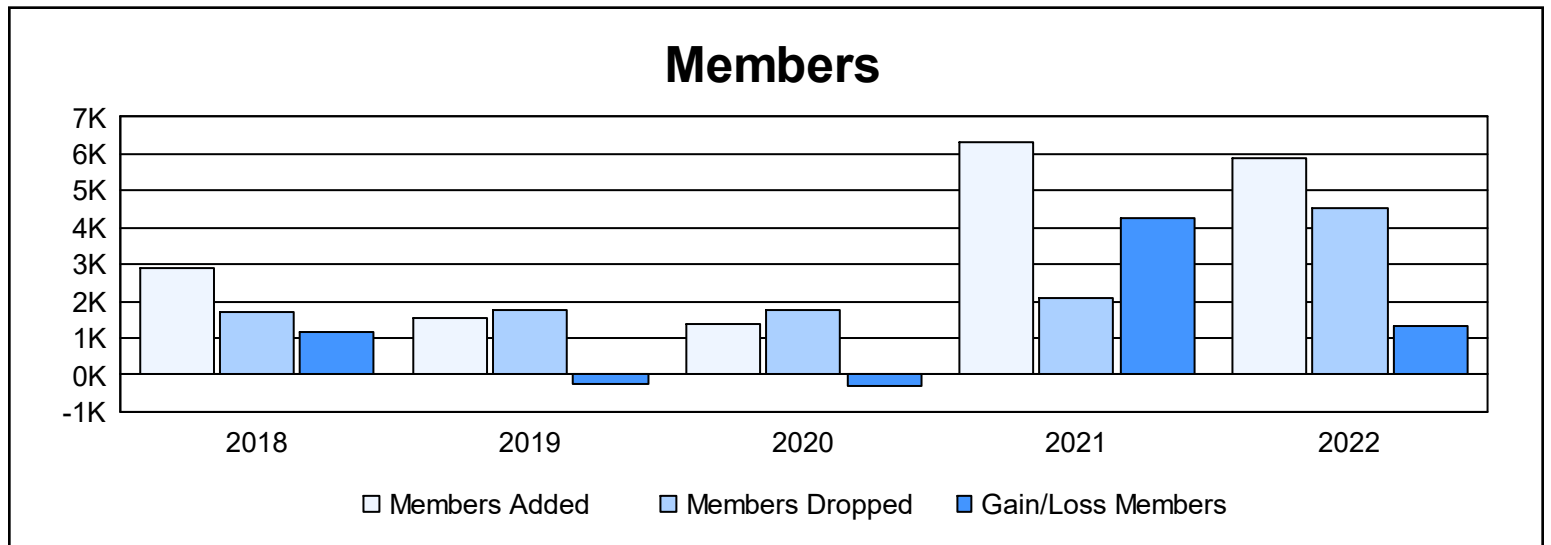
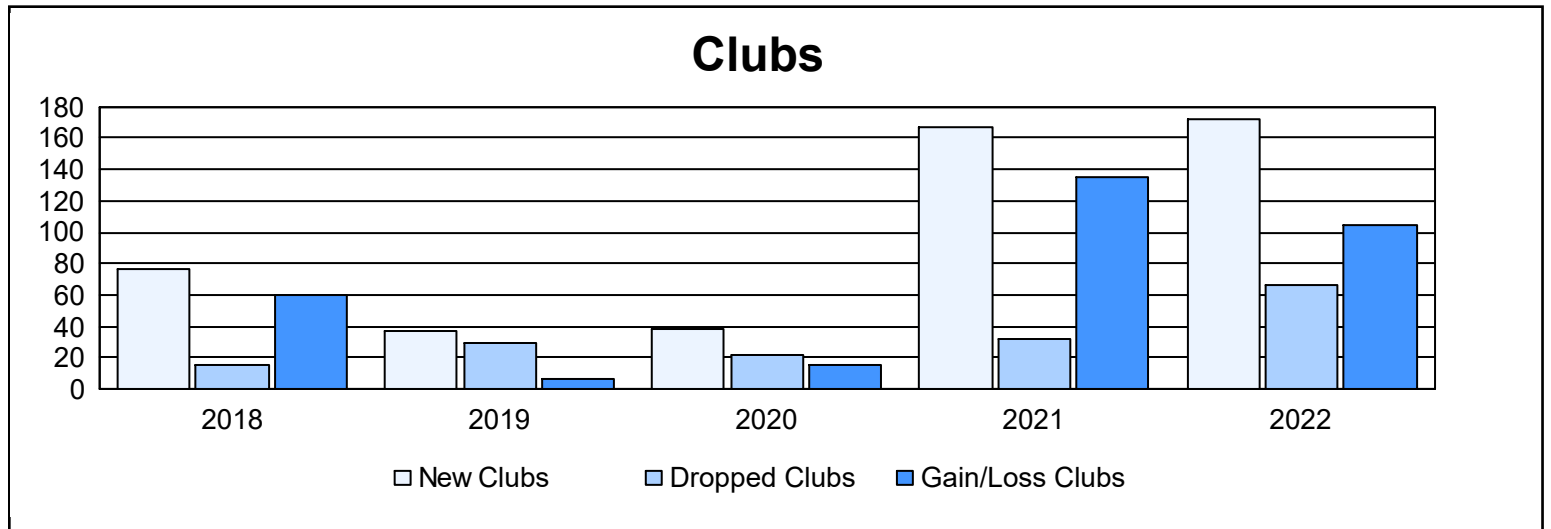
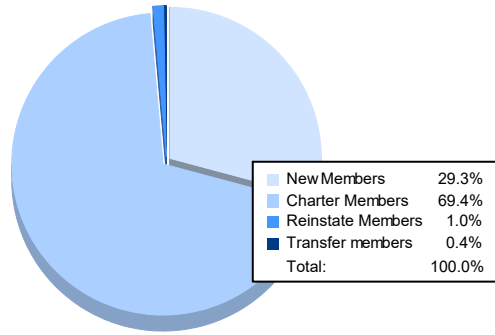


Year	New Clubs	Dropped Clubs	Gain/ Loss Clubs	New Members	Charter Members	Reinstate Members	Transfer Members	Total Member Added	Total Members Dropped	Gain/ Loss Members
2017-2018	76	16	60	1,003	1,831	46	10	2,890	1,701	1,189
2018-2019	37	30	7	540	942	43	9	1,534	1,776	-242
2019-2020	38	22	16	450	918	32	5	1,405	1,735	-330
2020-2021	167	32	135	2,375	3,913	36	13	6,337	2,059	4,278
2021-2022	172	67	105	1,715	4,064	57	22	5,858	4,549	1,309
Average	98	33	65	1,217	2,334	43	12	3,605	2,364	1,241



Membership Composition June 2022 Cumulative



Gender Composition June 2022 Cumulative

